

Laboratory Power Supplies

Made in Europe 

IEC-BUS
compatible with
Interface Series
INT 2

Single and Dual Output Series LD

- Voltage and current regulated
- Linear regulated with high performance
- All outputs isolated
- Parallel and Master - slave - operation
- Programming and monitoring current - voltage
- Intended for 19" rack
- Option: Installed IEEE 488.2 Interface with Lab View Driver



Input:

Input voltage (AC) 230 V_{AC} - 10% +6%, 50 – 60 Hz

Output:

Output voltage (DC) see table
Output current see table

Regulation:

Line regulation voltage $\leq 0,01 \% U_{out} + 1 \text{ mV}$
(AC line change $\pm 10\%$) current $\leq 0,1 \% I_{out} + 2 \text{ mA}$
Load regulation voltage $\leq 0,01 \% U_{out} + 1 \text{ mV}$
(0 – 100% output load change) current $\leq 0,1 \% I_{out} + 2 \text{ mA}$
Dynamic response $\leq 50 \mu\text{s}$
Ripple and noise voltage:
 $I_{nom} \leq 10 \text{ A}$: $0,01 \% U_{out} + 1 \text{ mV}_{pk-pk}$
 $I_{nom} > 10 \text{ A}$: $0,08 \% U_{out} + 1 \text{ mV}_{pk-pk}$
current:
 $\leq 0,05 \% I_{out} + 5 \text{ mA}_{pk-pk}$
 $\leq 0,05 \% / K$

Temperature coefficient

Protection:

Overload protection short circuit protection
Overvoltage protection option

Environmental Conditions:

Operating temperature 0 – + 50 °C
Cooling free air convection

Safety:

Safety standard EN61010
Isolation
Input - output: $U_{out} \leq 60 \text{ V}$: 2,3 kV_{rms}
 $U_{out} > 60 \text{ V} - 150 \text{ V}$: 3,7 kV_{rms}
Input - ground: 1,35 kV_{rms}
Output - ground: $U_{out} \leq 100 \text{ V}$: 500 V_{rms}
 $U_{out} > 100 \text{ V} - 150 \text{ V}$: 820 V_{rms}

EMC:

Input EMI filter EN50081-1
Input immunity EN50082-2

Operation and Control:

Programming voltage and current (reference - U_{out})
with 0 – 10 V $\approx 0 - 100 \% U_{out}, I_{out}$
and master - slave - operation

Master - slave - operation same units
Parallel operation same units
Remote Sense consult factory

Instruments

up to 0,25 V per wire for voltage and current series LD:
LED digital, 3 ½ digits accuracy:
V - meter 0,2% $\pm 1 \text{ d}$
A - meter 0,5% $\pm 1 \text{ d}$
voltage and current each 2 potentiometers, coarse/fine

Adjustment

Connectors:

Input Euro - plug
Output 4 mm banana jack, 2 jacks for + and 2 for -, programming: 25 pole sub D plug, rear side

Physical Specifications:

Dimensions see drawing and table

Digital Instruments

Output Voltage / Current (V) / (A)	Case type						Case depth (mm)	Model Number
	A	B	C	D	E	F		
0-7,5/0-5	x				x		262,5	LD7,5/5G_
0-7,5/0-12	x				x		375	LD7,5/12G_
0-7,5/0-25		x				x	375	LD7,5/25G_
0-10/0-10	x				x		375	LD10/10G_
0-15/0-2	x				x		225	LD15/2G_
0-15/0-5	x				x		300	LD15/5G_
0-15/0-8	x				x		375	LD15/8G_
0-15/0-15		x				x	375	LD15/15G_
0-30/0-1	x				x		225	LD30/1G_
0-30/0-2	x				x		262,5	LD30/2G_
0-30/0-4	x				x		337,5	LD30/4G_
0-30/0-5	x				x		375	LD30/5G_
0-30/0-8		x				x	300	LD30/8G_
0-30/0-10		x				x	375	LD30/10G_
0-30/0-20				x			375	LD30/20GD
0-50/0-1	x				x		262,5	LD50/1G_
0-50/0-2	x				x		300	LD50/2G_
0-50/0-5		x				x	300	LD50/5G_
0-50/0-10		x				x	450	LD50/10G_
0-50/0-20				x			450	LD50/20GD
0-75/0-1	x				x		300	LD75/1G_
0-75/0-2	x				x		337,5	LD75/2G_
0-75/0-5		x				x	375	LD75/5G_
0-75/0-10				x			375	LD75/10GD
0-100/0-0,5	x				x		225	LD100/0,5G_
0-100/0-1	x				x		337,5	LD100/1G_
0-100/0-2		x				x	337,5	LD100/2G_
0-100/0-5			x				337,5	LD100/5GC
0-150/0-0,5	x				x		262,5	LD150/0,5G_
0-150/0-1	x				x		337,5	LD150/1G_
0-150/0-2		x				x	337,5	LD150/2G_
2 x 0-7,5/0-2		x				x	405	LD2x7,5/2G_
2 x 0-7,5/0-5		x				x	215	LD2x7,5/5G_
2 x 0-7,5/0-12		x				x	330	LD2x7,5/12G_
2 x 0-15/0-1		x				x	330	LD2x15/1G_
2 x 0-15/0-2		x				x	365	LD2x15/2G_
2 x 0-15/0-5		x				x	330	LD2x15/5G_
2 x 0-15/0-8		x				x	405	LD2x15/8G_
2 x 0-30/0-0,5		x				x	330	LD2x30/0,5G_
2 x 0-30/0-1		x				x	365	LD2x30/1G_
2 x 0-30/0-2		x				x	255	LD2x30/2G_
2 x 0-30/0-4		x				x	365	LD2x30/4G_
2 x 0-30/0-5		x				x	290	LD2x30/5G_
2 x 0-30/0-10				x			290	LD2x30/10GD
2 x 0-50/0-0,5		x				x	290	LD2x50/0,5G_
2 x 0-50/0-1		x				x	180	LD2x50/1G_
2 x 0-50/0-2		x				x	330	LD2x50/2G_
2 x 0-50/0-5				x			180	LD2x50/5GD
2 x 0-75/0-0,5		x				x	330	LD2x75/0,5G_
2 x 0-75/0-1		x				x	365	LD2x75/1G_
2 x 0-75/0-2		x				x	255	LD2x75/2G_
2 x 0-100/0-0,5		x				x	330	LD2x100/0,5G
2 x 0-100/0-1		x				x	330	LD2x100/1G_
2 x 0-150/0-0,5		x				x	365	LD2x150/0,5G
2 x 0-150/0-1		x				x	365	LD2x150/1G_
2 x 0-150/0-2				x			365	LD2x150/2GD

Options:

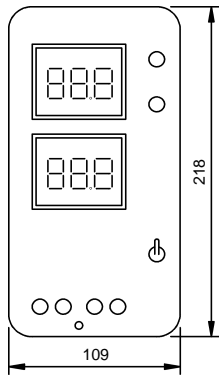
19" front-panel for cases D and F
 10-turn potentiometer with scale
 Overvoltage protection (max. 75 V)
 Tracking
 Installed IEEE 488.2 Interface Euro-Card INT2E Input cable for external Interface INT2
 Analog instruments for voltage and current, 1.5 % of full scale

Please order:

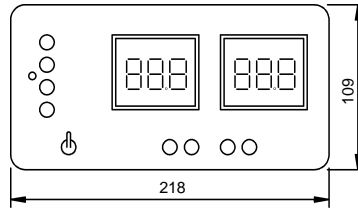
Last letter of the Model Number:
 means case type (see following pages)

Dimensions in mm

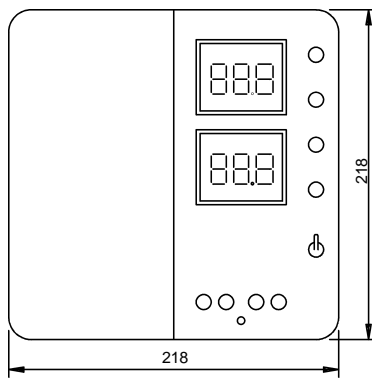
Single output:



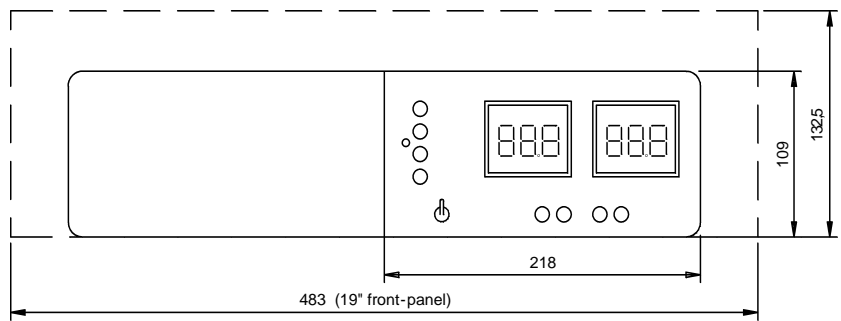
Case A



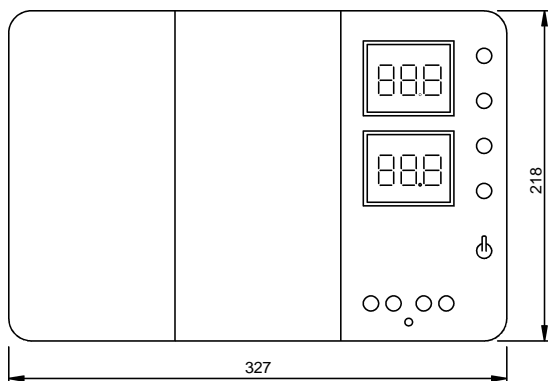
Case E



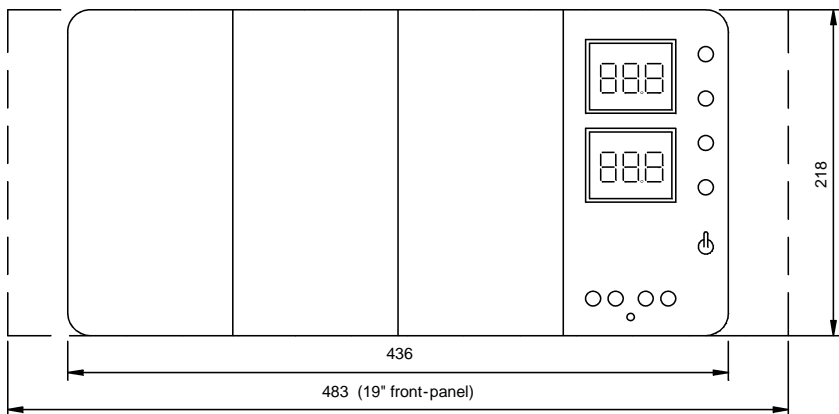
Case B



Case F

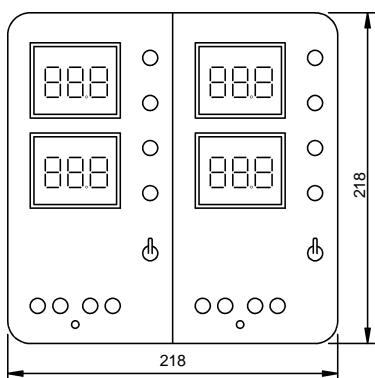


Case C

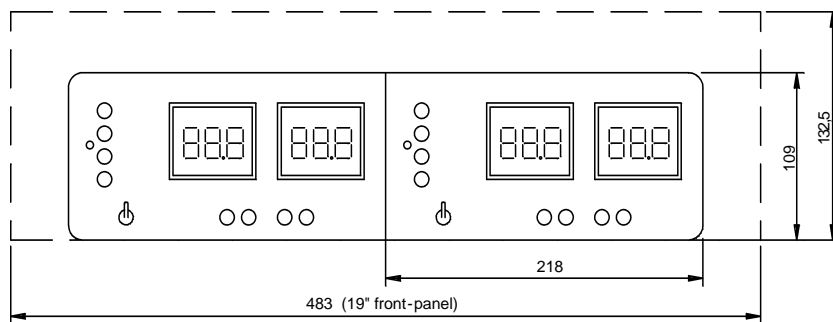


Case D

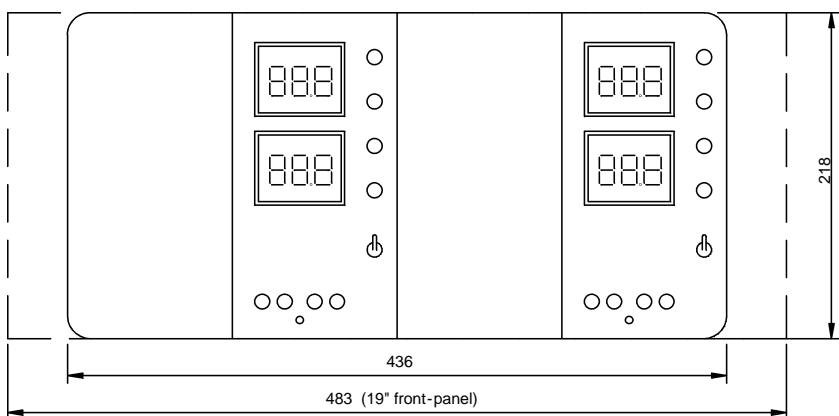
Dual output:



Case B



Case F



Case D