



#### ■ Features :

- 3 pole AC inlet IEC320-C14
- Class I power (with earth pin)
- Full output 3~48V safety approval
- Protections: Short circuit/ Over load/ Over voltage
- Fix switching frequency and regulation
- LED indicator for power on
- Fully enclosed plastic case
- Topology: PWM 3882 circuit
- With power ON/OFF switch(option)
- Approvals: UL/ CUL/ TUV/ CB/ CE
- 1 year warranty

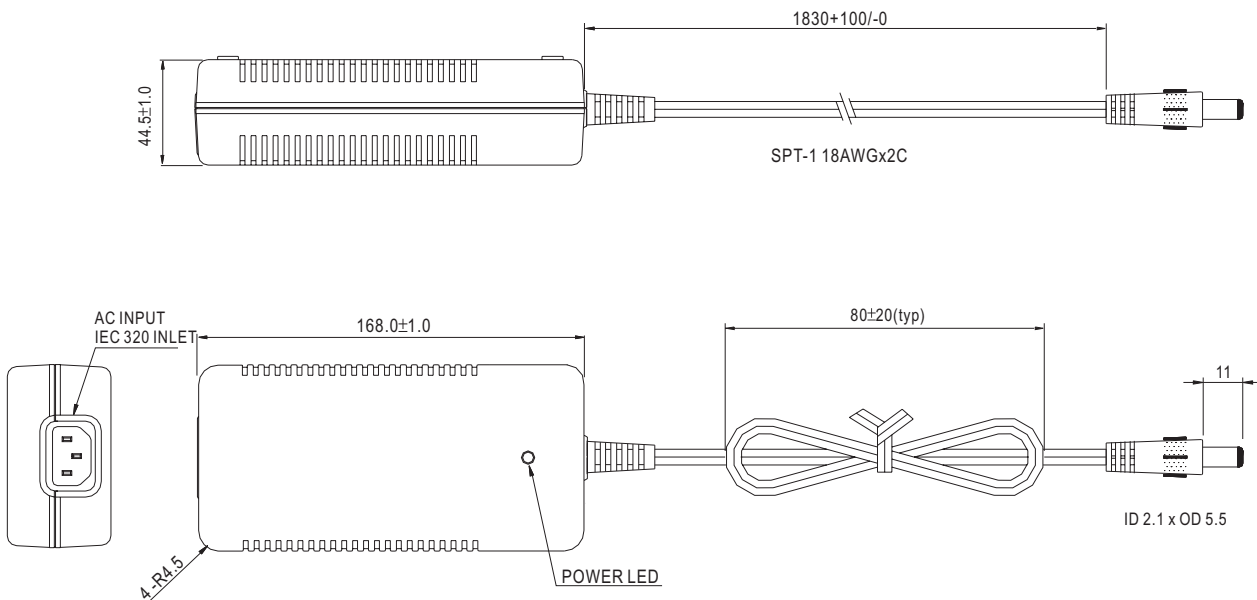


#### SPECIFICATION

ORDER NO.	U65S105-P2J	U65S106-P2J	U65S107-P2J	U65S108-P2J	U65S109-P2J	U65S111-P2J	
OUTPUT	SAFETY MODEL NO.	SPU65-105	SPU65-106	SPU65-107	SPU65-108	SPU65-109	SPU65-111
	DC VOLTAGE <small>Note.2</small>	12V	15V	18V	24V	29V	48V
	RATED CURRENT	6.66A	5.33A	4.44A	3.33A	2.75A	1.66A
	CURRENT RANGE	0~6.66A	0~5.33A	0~4.44A	0~3.33A	0~2.75A	0~1.66A
	RATED POWER	80W	80W	80W	80W	80W	80W
	RIPPLE & NOISE (max.) <small>Note.3</small>	100mVp-p	100mVp-p	120mVp-p	150mVp-p	180mVp-p	240mVp-p
	VOLTAGE ADJ. RANGE	Fixed					
	VOLTAGE TOLERANCE <small>Note.4</small>	±4.0%	±3.0%	±3.0%	±2.0%	±2.0%	±2.0%
	LINE REGULATION <small>Note.5</small>	±0.5%	±0.5%	±0.5%	±0.5%	±0.5%	±0.5%
	LOAD REGULATION <small>Note.6</small>	±3.5%	±2.5%	±2.0%	±1.5%	±1.5%	±1.0%
SETUP, RISE, HOLD TIME	800ms, 50ms, 16ms at full load						
INPUT	VOLTAGE RANGE	95~264VAC 140~370VDC					
	FREQUENCY RANGE	47~63Hz					
	EFFICIENCY (Typ.)	75%	76%	77%	78%	80%	81%
	AC CURRENT	1.9A / 100VAC					
	INRUSH CURRENT (max.)	40A / 230VAC					
	LEAKAGE CURRENT (max.)	0.75mA / 240VAC					
PROTECTION	OVER LOAD	110~160% rated output power Protection type : Hiccup mode, recovers automatically after fault condition is removed					
	OVER VOLTAGE	110~140% rated output voltage Protection type : Shut down o/p voltage, re-power on to recover					
ENVIRONMENT	WORKING TEMP.	0~+40°C (Refer to output load derating curve)					
	WORKING HUMIDITY	20%~90% RH non-condensing					
	STORAGE TEMP., HUMIDITY	-20~+85°C, 10~95% RH					
	TEMP. COEFFICIENT	±0.03% / °C (0~50°C)					
	VIBRATION	10~500Hz, 2G 3AXES 10min./1cycle, period for 60min. each along X, Y, Z axes					
SAFETY & EMC <small>(Note. 7)</small>	SAFETY STANDARDS	UL1950, EN60950 Approved					
	WITHSTAND VOLTAGE	I/P-O/P:3KVAC, I/P-FG:1.5KVAC					
	ISOLATION RESISTANCE	I/P-O/P,I/P-FG:100M Ohms / 500VDC					
	EMI CONDUCTION & RADIATION	Compliance to EN55022(CISPR22) class B					
	HARMONIC CURRENT	Compliance to EN61000-3-2,3					
OTHERS	EMS IMMUNITY	Compliance to EN61000-4-2,3,4,5,6,8,11, Light industry level, criteria A					
	MTBF	100K hrs min. MIL-HDBK-217F (25°C)					
	DIMENSION	168*78.5*44.5mm (L*W*H)					
	PACKING	0.75kg; 25pcs / 19kg / CARTON					
CONNECTOR	PLUG	Standard type P2J: 2.1φ * 5.5φ * 11mm, center positive for stock ; Other type available by customer requested					
	CABLE	Standard type 180cm of SPT-1, 18Awg*2c for stock ; Other type available by customer requested					
NOTE	<ol style="list-style-type: none"> <li>1.All parameters are specified at 230VAC input, rated load, 25°C 70% RH. Ambient.</li> <li>2.DC voltage: The output voltage set at point measure by plug terminal &amp; 50% load.</li> <li>3.Ripple &amp; noise are measured at 20MHz by using a 12" twisted pair terminated with a 0.1uf &amp; 47uf capacitor.</li> <li>4.Tolerance: includes set up tolerance, line regulation, load regulation.</li> <li>5.Line regulation is measured from low line to high line at rated load.</li> <li>6.Load regulation is measured from 0% to 100% rated load.</li> <li>7.The power supply is considered a component which will be installed into a final equipment. The final equipment must be re-confirmed that it still meets EMC directives.</li> </ol>						

■ Mechanical Specification

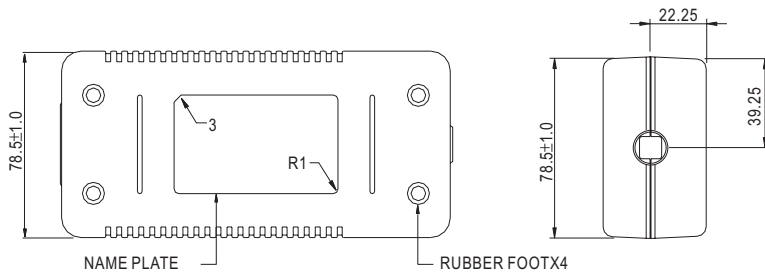
Unit:mm



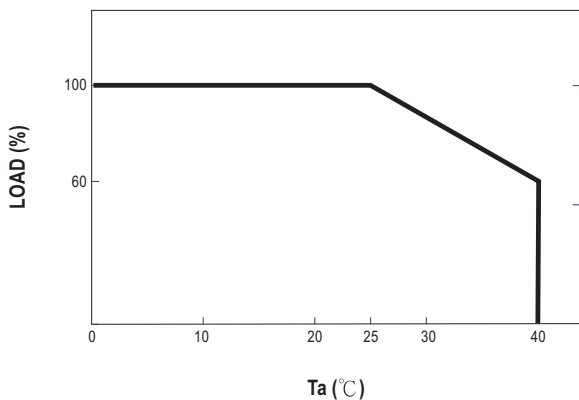
■ Plug Assignment

Standard plug: P2J (option)

P2J	
P/N	OUTPUT
CENTER	+



■ Derating Curve



■ Static Characteristics

