

## PRO ECO 240W 24V 10A II SI

**Weidmüller Interface GmbH & Co. KG**  
 Klingenbergstraße 26  
 D-32758 Detmold  
 Germany

[www.weidmueller.com](http://www.weidmueller.com)



The new PROeco 2nd generation power supplies maximise the availability of automation applications. The twelve-part series offers standard functions: with high performance, efficiency and suitability for many systems. The three-colour LED makes service activities and the integration of PROeco devices particularly easy. The series is compatible with DC UPS, electronic load monitoring and diode modules and is suitable for setting up power management systems. The compact design suits space-constrained applications, such as flat control cabinets in the field.

### General ordering data

Version	Power supply, switch-mode power supply unit, 24 V
Order No.	<a href="#">3146470000</a>
Type	PRO ECO 240W 24V 10A II SI
GTIN (EAN)	4099987579414
Qty.	1 items

**PRO ECO 240W 24V 10A II SI**

**Weidmüller Interface GmbH & Co. KG**  
 Klingenbergstraße 26  
 D-32758 Detmold  
 Germany

www.weidmueller.com

**Technical data**

**Approvals**

Approvals



ROHS	Conform
UL File Number Search	<a href="#">UL Website</a>
Certificate No. (cURus)	E255651
Certificate no. (cULus)	E258476

**Dimensions and weights**

Depth	100 mm	Depth (inches)	3.937 inch
Height	130 mm	Height (inches)	5.1181 inch
Width	52 mm	Width (inches)	2.0472 inch
Net weight	695 g		

**Temperatures**

Storage temperature	-40 °C...85 °C	Operating temperature	-25 °C...70 °C
Start-up	≥ -40 °C	Humidity	5...95 % rel. humidity, no condensation

**Environmental Product Compliance**

RoHS Compliance Status	Compliant with exemption
RoHS Exemption (if applicable/known)	7a, 7cl
REACH SVHC	Lead 7439-92-1, Lead monoxide 1317-36-8
SCIP	cc530c6d-a7ac-41ec-a2b4-caa3b47dbe25

**Rated data UL**

Certificate No. (cURus)	E255651
-------------------------	---------

**Input**

Connection system	SNAP IN	
AC input voltage range	85...264 V AC (derating at 100 V AC)	
Recommended back-up fuse	5 A / DI, safety fuse 6 A, Char. B, circuit breaker 4...6 A, Char. C circuit breaker	
Frequency range AC	45...65 Hz	
Rated input voltage	100...240 V AC / 120...340 V DC	
Surge protection	Varistor	
Input fuse	internal	
Wire connection method	SNAP IN	
DC input voltage range	110...370 V DC (derating at 120 V DC)	
Current consumption in relation to the input voltage	Voltage type	AC
	Input voltage	100 V
	Input current	2.58 A
	Voltage type	AC
	Input voltage	240 V
	Input current	1.07 A
	Voltage type	DC
	Input voltage	120 V
	Input current	2.2 A

**PRO ECO 240W 24V 10A II SI**
**Weidmüller Interface GmbH & Co. KG**

 Klingenbergstraße 26  
 D-32758 Detmold  
 Germany

[www.weidmueller.com](http://www.weidmueller.com)
**Technical data**

	Voltage type	DC
	Input voltage	370 V
	Input current	0.74 A
Line regulation (typ.)	1 %	
Nominal power consumption	256.7 VA	
Inrush current (typ.)	10 A	
Load regulation (typ.)	2 %	
Start-up time, max.	1 s	

**Output**

Output power	240 W	
Max. residual ripple	<50 mVPP / bandwidth 20 MHz	
Connection system	SNAP IN	
Rated output voltage	24 V DC	
Parallel connection option	yes, max. 3	
Overload protection	Yes	
Output voltage, max.	28 V	
Output voltage, min.	22 V	
Wire connection method	SNAP IN	
Output voltage, note	(adjustable via potentiometer)	
Nominal output current for $U_{nom}$	10 A @ 55 °C	
Line regulation (typ.)	1 %	
Capacitive load	unrestricted	
Mains failure bridge-over time	Mains failure bridge-over time, min.	31 ms
	Input voltage type	AC
	Input voltage	230 V
	Output current	10 A
	Output voltage	24 V
	Mains failure bridge-over time, min.	32 ms
	Input voltage type	AC
	Input voltage	120 V
	Output current	10 A
	Output voltage	24 V
Protection against inverse voltage	Yes	
Continuous output current @ $U_{Nominal}$	6.25 A @ 70 °C	
Load regulation (typ.)	2 %	
Ramp-up time	≤ 100 ms	

**General data**

AC failure bridging time @ $I_{nom}$	> 30 ms at 230 V AC / > 30 ms at 120 V AC	
Degree of efficiency	Typ.: 92,7% @ 120 V AC, Typ.: 94,5% @ 230 V AC	
Humidity	5...95 % rel. humidity, no condensation	
Protection degree	IP20	
Surge voltage category	II	
Mounting position, installation notice	on terminal rail TS 35	
Housing version	Metal, corrosion resistant	
Protection against reverse voltages from the load	30...35 V DC	
Power factor	Power factor typical	0.95
	Input voltage	120 V
	Ambient temperature	25 °C
	Output power	240 W
	Power factor typical	0.95
	Input voltage	230 V
	Ambient temperature	25 °C
	Output power	240 W

## PRO ECO 240W 24V 10A II SI

**Weidmüller Interface GmbH & Co. KG**  
 Klingenbergstraße 26  
 D-32758 Detmold  
 Germany

www.weidmueller.com

### Technical data

Earth leakage current, max.	3.5 mA
Power loss, idling	4 W
Short-circuit protection	Yes
Power loss, nominal load	20 W
Operating altitude	≤ 5000 m (> 2000 m, observe derating)
Protection against over-heating	Yes

### EMC / shock / vibration

Shock resistance IEC 60068-2-27	30 g in all directions	Noise emission in accordance with EN55032	Class B
Interference immunity test acc. to	EN 61000-4-2 (ESD), DIN EN 61000-4-3, EN 61000-4-4 (burst), EN 61000-4-5 (surge), EN 61000-4-6 (conducted), EN61000-4-8 (Fields), EN 61000-4-11 (Dips), IEC 61000-6-1, IEC 61000-6-2, IEC 61000-6-3, IEC 61000-6-4	Vibration resistance IEC 60068-2-6	0.7 g

### Insulation coordination

Surge voltage category	II	Pollution severity	2
Protection class	I, with PE connection	Insulation voltage, input/output	4 kV
Insulation voltage input / earth	3 kV	Insulation voltage output / earth	0.5 kV

### Electrical safety (applied standards)

Electrical machine equipment	Acc. to EN60204	Safety extra-low voltage	SELV acc. to IEC 61010-1, PELV acc. to IEC 61010-2-201
Safety transformers for switch-mode power supplies	According to EN 61558-2-16		

### Connection data (input)

Connection system	SNAP IN	Number of terminals	3 for L/N/PE
Conductor cross-section, AWG/kcmil , max.	12 AWG	Conductor cross-section, AWG/kcmil , min.	20 AWG
Wire connection cross section, flexible (input), max.	4 mm <sup>2</sup>	Conductor cross-section, flexible , min.	0.5 mm <sup>2</sup>
Conductor cross-section, rigid , max.	2.5 mm <sup>2</sup>	Conductor cross-section, rigid , min.	0.5 mm <sup>2</sup>
Stripping length (input)	9 mm		

### Connection data (output)

Connection system	SNAP IN	Number of terminals	4 (++ / -)
Conductor cross-section, AWG/kcmil , max.	12 AWG	Conductor cross-section, AWG/kcmil , min.	20 AWG
Conductor cross-section, flexible , max.	4 mm <sup>2</sup>	Conductor cross-section, flexible , min.	0.5 mm <sup>2</sup>
Conductor cross-section, rigid , max.	2.5 mm <sup>2</sup>	Conductor cross-section, rigid , min.	0.5 mm <sup>2</sup>
Stripping length (output)	9 mm		

### Connection data (signal)

Wire connection cross-section, flexible (signal), max.	1.5 mm <sup>2</sup>	Wire connection method	PUSH IN
Stripping length (Signal)	8 mm	Wire cross-section, AWG/kcmil , max.	14

**PRO ECO 240W 24V 10A II SI**

**Weidmüller Interface GmbH & Co. KG**  
Klingenbergstraße 26  
D-32758 Detmold  
Germany

[www.weidmueller.com](http://www.weidmueller.com)

**Technical data**

Wire cross-section, solid , min.	0.2 mm <sup>2</sup>	Wire cross-section, solid , max.	1.5 mm <sup>2</sup>
Wire connection cross-section, flexible (signal), min.	0.2 mm <sup>2</sup>	Number of terminals	2
Wire cross-section, AWG/kcmil , min.	28 mm <sup>2</sup>		

**Signalling**

Floating contact	Yes	LED green	Operating voltage OK
Contact load (NO contact)	max. 30 V DC / 1 A		

**Classifications**

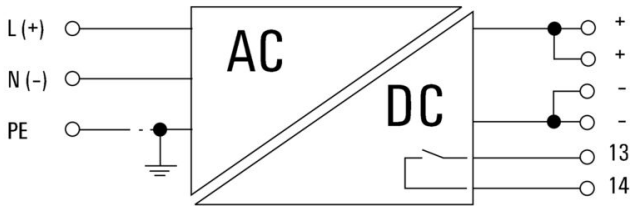
ETIM 8.0	EC002540	ETIM 9.0	EC002540
ETIM 10.0	EC002540	ECLASS 14.0	27-04-07-01
ECLASS 15.0	27-04-07-01		

PRO ECO 240W 24V 10A II SI

Weidmüller Interface GmbH & Co. KG  
 Klingenbergstraße 26  
 D-32758 Detmold  
 Germany

Drawings

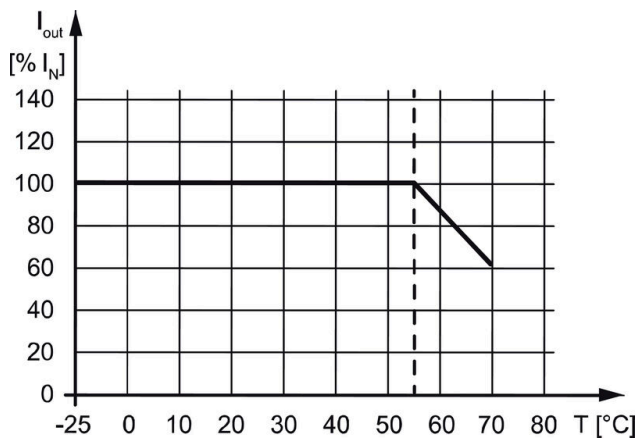
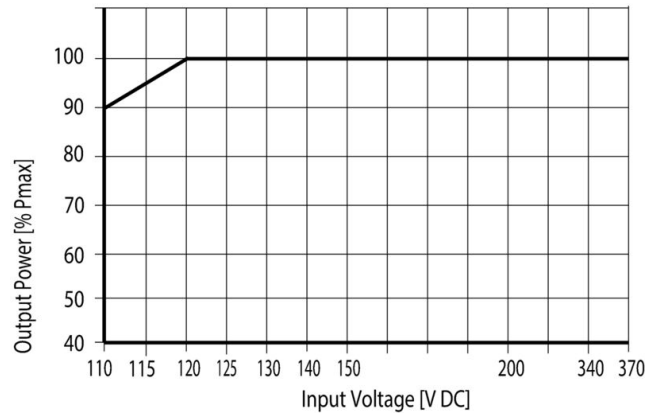
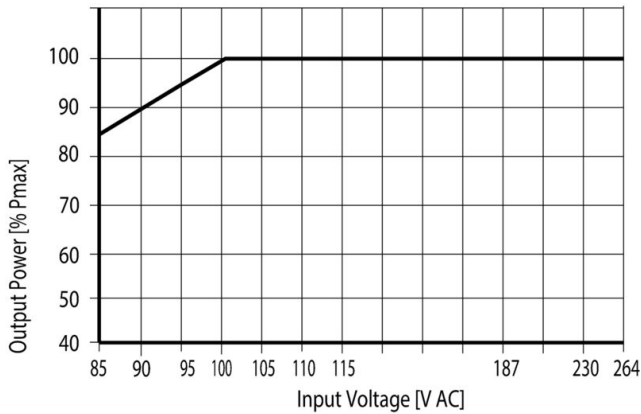
www.weidmueller.com



Pay attention to polarity of DC connection

Status indicator and status relay

Operational status	Status LED	Relay contact (NO)
Fault-free operation: $U_{OUT} > 90\%$ of the set voltage	green	closed
Fault: $U_{OUT} \leq 85\%$ of the set voltage	red	opened
Overload pre-warning: $I_{OUT} > 90\%$ $I_N$ (tolerance: $\pm 5\%$ ) and $U_{OUT} > 90\%$ of the set voltage	yellow	closed






## PRO ECO 240W 24V 10A II SI

**Weidmüller Interface GmbH & Co. KG**  
 Klingenbergstraße 26  
 D-32758 Detmold  
 Germany

www.weidmueller.com

## Accessories

### Slotted screwdriver




VDE insulated screwdriver sets, for working on live parts up to 1000 V AC and 1500 V DC, DIN EN 60900, IEC 900. Each piece is "GS" safety tested. Blade made from fully hardened, high-alloy chromium-vanadium-molybdenum steel, gun-metal finish.

#### General ordering data

Type	SDIS SLIM 0.6X3.5X100	Version	
Order No.	<a href="#">2749610000</a>	Mounting tool, Blade width (B): 3.5 mm, Blade length: 100 mm, Blade thickness (A): 0.6 mm	
GTIN (EAN)	4050118896350		
Qty.	1 ST		

### End bracket



Weidmüller's range of products includes end brackets that guarantee a permanent, reliable mounting on the terminal rail and prevent sliding. Versions with and without screws are available. The end brackets include marking options, also for group markers, and also a test plug holder.

#### General ordering data

Type	WEW 35/1 V0 GF SW	Version	
Order No.	<a href="#">1478990000</a>	End bracket, black, TS 35, V-0, Wemid, Width: 12 mm, 130 °C	
GTIN (EAN)	4050118286892		
Qty.	50 ST		
Type	WEW 35/2 V0 GF SW	Version	
Order No.	<a href="#">1479000000</a>	End bracket, black, TS 35, V-0, Wemid, Width: 8 mm, 130 °C	
GTIN (EAN)	4050118286779		
Qty.	50 ST		

### Installation



Mounting accessory for Weidmüller Power Supplies.



## PRO ECO 240W 24V 10A II SI

**Weidmüller Interface GmbH & Co. KG**  
Klingenbergstraße 26  
D-32758 Detmold  
Germany

[www.weidmueller.com](http://www.weidmueller.com)

## Accessories

### General ordering data

Type	MTA 30 BK	Version	
Order No.	<a href="#">1168970000</a>	Electronics housings, Mounting flange, Accessories	
GTIN (EAN)	4032248960965		
Qty.	45 ST		